



Epic Condos

200 Biscayne BLVD
Miami, FL 33131

Every month we compile this comprehensive market report focus on Epic Condos in this convenient and easy to read format. Our datas comes from more than six different sources including MLS Associations, County Offices and Financial Institutions. Get this report for free every month on our website epicmiamicondosforsale.com.

Property Stats

POSTAL CODE 33131

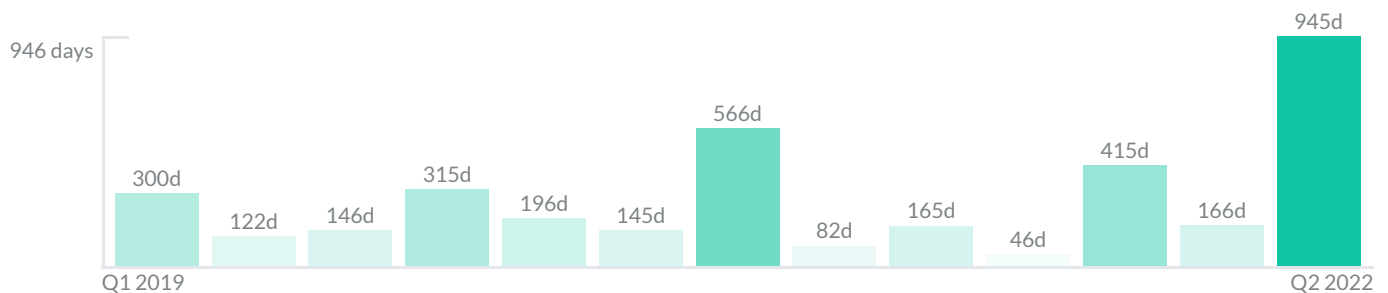
The property stats graph represents the median price evolution since ten years in your postal code area.



Similar Properties

DAYS ON THE MARKET

Everyday 3 months we monitor how many days it takes for similar properties to be sold. This is also a good indicator to know when to buy or sale!

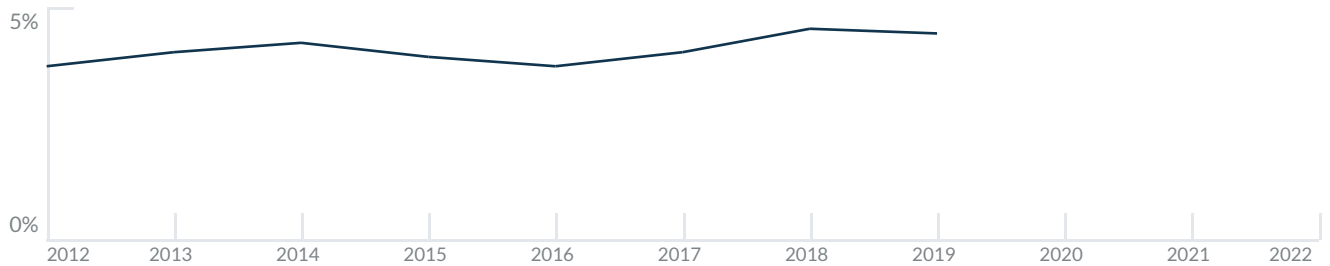


Mortgage Rates

PER YEAR

Understanding mortgage economics is important when you want to buy with a loan. Below is the historical yearly average mortgage rates in the Unites States retrieved from Freddie Mac©

30 YEARS FIXED 4.4%



15 YEARS FIXED 3.9%



5/1-YEAR ADJUSTABLE 3.9%



Schools

CLOSEST

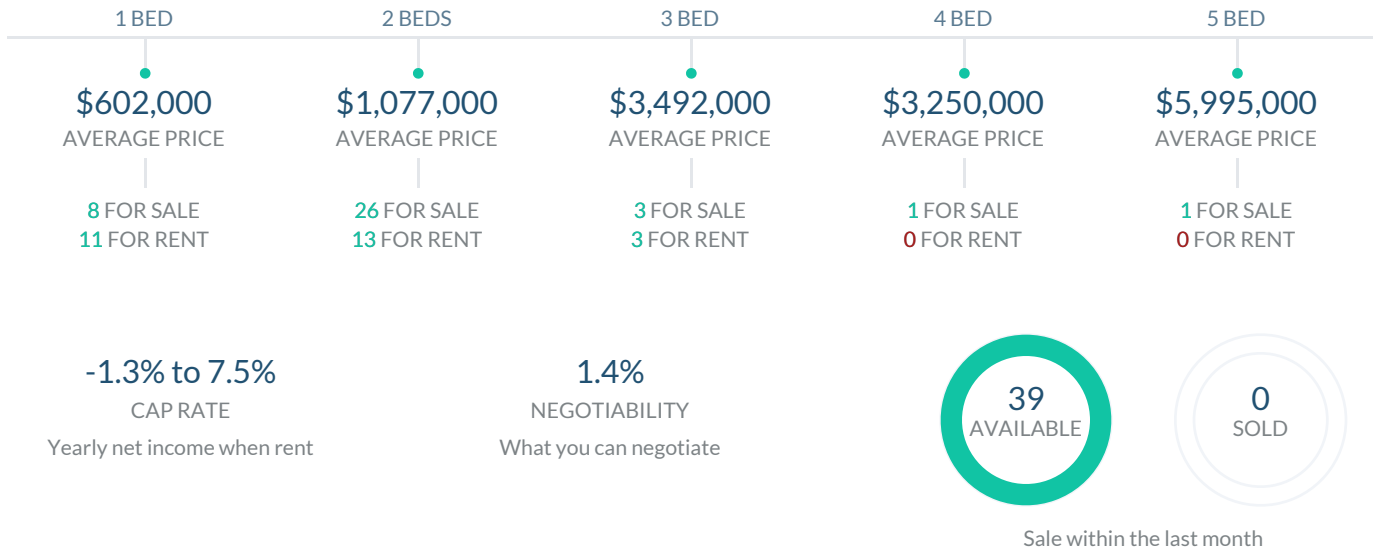
Having good schools nearby is important if you have kids or plan to rent or sell your home. Ratings are retrieved from the leading independent and nonprofit GreatSchools©

| ELEMENTARY SCHOOL | MIDDLE SCHOOL | HIGH SCHOOL |
|---|--------------------------|-------------|
| Alpha Charter Of Aspire Engenio Maria De Hostos Youth Leadership Charter School | World School Of The Arts | |
| 1/10 | 1/10 | 10/10 |

Insights

IN EPIC CONDOS

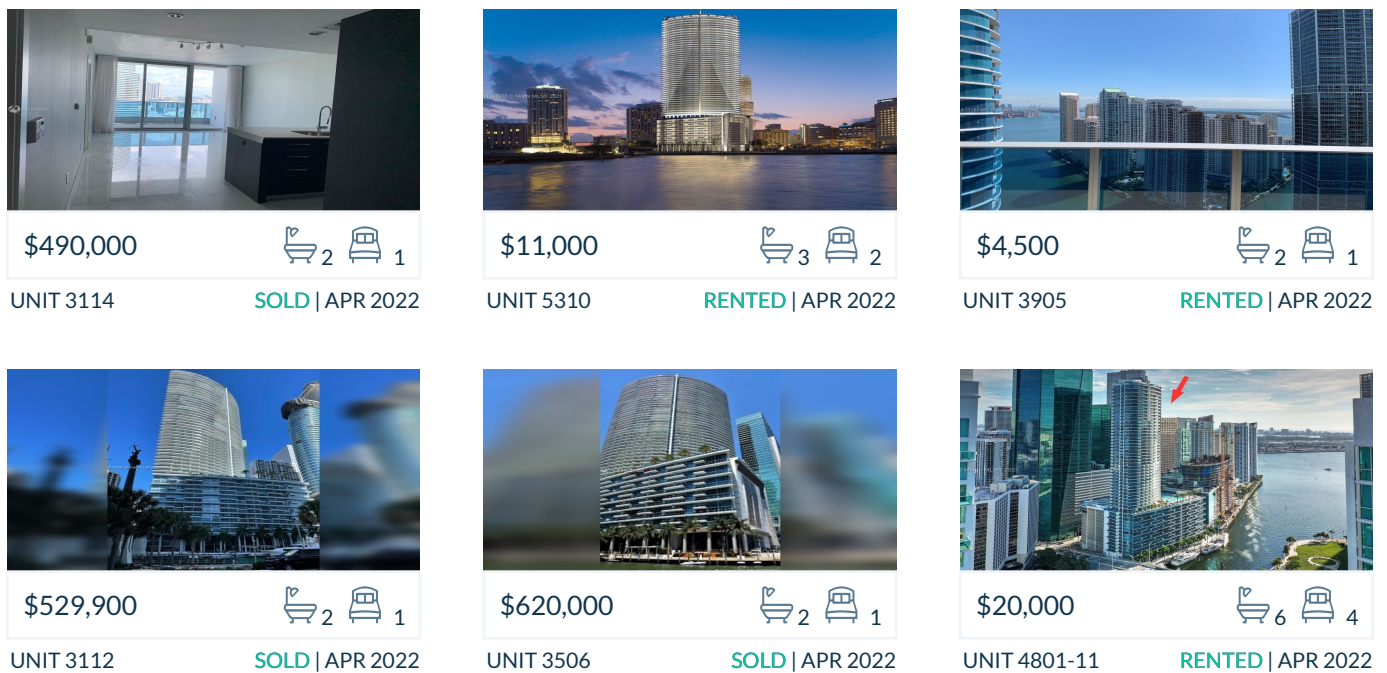
Below the average listing prices of available unit per property type.



Activity

SOLD OR RENTED

Below the latest transactions reported by the local MLS Association for Epic Condos



Sold

LAST 20 PROPERTIES SOLD IN EPIC CONDOS

| Unit | Price | Beds/Baths | \$/Sqft | Sqft | Buying Date | Days on Market |
|------|-------------|------------|---------|-------|-------------|----------------|
| 3114 | \$490,000 | 1/2 | \$613.3 | 799 | Apr 2022 | 945 |
| 3112 | \$529,900 | 1/2 | \$644.6 | 822 | Mar 2022 | 14 |
| 3506 | \$620,000 | 1/2 | \$652.6 | 950 | Mar 2022 | 287 |
| 4511 | \$795,000 | 3/3 | \$642.7 | 1,237 | Mar 2022 | 200 |
| 3710 | \$430,000 | 1/2 | \$538.2 | 799 | Feb 2022 | 141 |
| 1405 | \$980,000 | 2/3 | \$620.6 | 1,579 | Jan 2022 | 139 |
| 3303 | \$799,000 | 2/3 | \$636.7 | 1,255 | Jan 2022 | 85 |
| 5002 | \$1,999,999 | 3/4 | \$814.0 | 2,457 | Jan 2022 | 295 |
| 3405 | \$599,990 | 1/2 | \$631.6 | 950 | Dec 2021 | 116 |
| 5301 | \$2,950,000 | 3/5 | \$877.5 | 3,362 | Dec 2021 | 87 |
| 5011 | \$699,000 | 2/3 | \$565.1 | 1,237 | Dec 2021 | 2106 |
| 3514 | \$410,000 | 1/2 | \$513.1 | 799 | Dec 2021 | 52 |
| 3111 | \$470,000 | 1/2 | \$571.8 | 822 | Dec 2021 | 7 |
| 5310 | \$849,000 | 2/3 | \$515.8 | 1,646 | Nov 2021 | 120 |
| 4002 | \$900,000 | 2/3 | \$584.8 | 1,539 | Sep 2021 | 14 |
| 702 | \$1,050,000 | 3/4 | \$619.8 | 1,694 | Sep 2021 | 28 |
| 905 | \$1,099,000 | 2/3 | \$696.0 | 1,579 | Sep 2021 | 63 |
| 3614 | \$375,000 | 1/2 | N/A | N/A | Aug 2021 | 25 |
| 3401 | \$847,000 | 2/3 | \$550.4 | 1,539 | Aug 2021 | 71 |
| 4604 | \$1,049,000 | 2/3 | \$703.1 | 1,492 | Jul 2021 | 77 |

Rented

LAST 20 PROPERTIES RENTED IN EPIC CONDOS

| Unit | Price | Beds/Baths | \$/Sqft | Sqft | Rented Date | Days on Market |
|----------|----------|------------|---------|-------|-------------|----------------|
| 5310 | \$11,000 | 2/3 | \$6.7 | 1,646 | Apr 2022 | 114 |
| 3905 | \$4,500 | 1/2 | \$4.7 | 950 | Apr 2022 | 8 |
| 4801-... | \$20,000 | 4/6 | \$5.4 | 3,694 | Mar 2022 | 108 |
| 3809 | \$3,900 | 1/2 | \$4.9 | 799 | Feb 2022 | 50 |
| 3506 | \$3,700 | 1/2 | \$3.9 | 950 | Jan 2022 | 19 |
| 5107 | \$6,900 | 2/3 | \$4.6 | 1,500 | Jan 2022 | 381 |
| 1103 | \$7,500 | 2/3 | \$5.2 | 1,430 | Jan 2022 | 154 |
| 3314 | \$3,900 | 1/2 | \$4.9 | 799 | Jan 2022 | 40 |
| 4909 | \$4,800 | 2/3 | \$3.9 | 1,237 | Jan 2022 | 41 |
| 909 | \$13,800 | 2/3 | \$9.3 | 1,489 | Dec 2021 | 73 |
| 4203 | \$6,000 | 2/3 | \$4.8 | 1,255 | Dec 2021 | 21 |
| 501 | \$3,600 | 1/2 | \$3.8 | 938 | Dec 2021 | 35 |
| 4314 | \$4,500 | 1/2 | \$5.6 | 799 | Dec 2021 | 25 |
| 3912 | \$4,500 | 1/2 | \$5.5 | 822 | Dec 2021 | 49 |
| 4507 | \$9,400 | 2/3 | \$6.3 | 1,500 | Dec 2021 | 40 |
| 4711 | \$7,950 | 2/3 | \$6.4 | 1,237 | Dec 2021 | 27 |
| 4412 | \$3,500 | 1/2 | \$4.3 | 822 | Dec 2021 | 10 |
| 5104 | \$10,000 | 2/3 | \$6.7 | 1,492 | Dec 2021 | 34 |
| 3310 | \$3,500 | 1/2 | \$4.4 | 799 | Dec 2021 | 10 |
| 5001 | \$19,000 | 3/4 | \$7.7 | 2,457 | Nov 2021 | 39 |

Currently Listed

ACTIVE LISTINGS 1/4

| Unit | Price | Beds/Baths | \$/Sqft | Sqft | Listing Date | Owner |
|------|-------------|------------|---------|------|--------------|-----------------|
| 303 | \$8,000/mth | 2/3 | \$5.6 | 1430 | Oct 2021 | N/A |
| 303 | \$8,500/mth | 2/3 | \$5.9 | 1430 | Apr 2022 | N/A |
| 501 | \$600,000 | 1/2 | \$639.7 | 938 | Oct 2021 | MOSHE ZUCH... |
| 502 | \$8,800/mth | 2/3 | \$5.2 | 1694 | Oct 2021 | SAI 27 COMP... |
| 903 | \$1,040,000 | 2/3 | \$727.3 | 1430 | Feb 2022 | CAUTLEY INC... |
| 1102 | \$1,600,000 | 2/3 | \$944.5 | 1694 | Feb 2022 | JEAN ERIK M... |
| 1105 | \$980,000 | 2/3 | \$620.6 | 1579 | Feb 2022 | N/A |
| 1403 | \$950,000 | 2/3 | \$664.3 | 1430 | Feb 2022 | SURINDER TO... |
| 1403 | \$7,500/mth | 2/3 | \$5.2 | 1430 | Feb 2022 | SURINDER TO... |
| 1408 | \$899,000 | 2/3 | \$618.7 | 1453 | Feb 2022 | MARCO AVEL... |
| 3104 | \$850,000 | 2/3 | \$677.3 | 1255 | Feb 2022 | AGUSTIN VER... |
| 3111 | \$4,900/mth | 1/2 | \$6.0 | 822 | Feb 2022 | N/A |
| 3201 | \$935,000 | 2/3 | \$607.5 | 1539 | Feb 2022 | EPIC MIAMI 3... |
| 3205 | \$615,000 | 1/2 | \$647.4 | 950 | Feb 2022 | DAVID BROWN |
| 3207 | \$7,200/mth | 2/3 | \$4.8 | 1500 | Apr 2022 | HOLADAY HO... |
| 3207 | \$1,200,000 | 2/3 | \$800.0 | 1500 | Apr 2022 | HOLADAY HO... |
| 3208 | \$1,375,000 | 2/3 | \$916.7 | 1500 | Feb 2022 | SILVIO ROBE... |
| 3209 | \$525,000 | 1/2 | \$657.1 | 799 | Feb 2022 | N/A |
| 3209 | \$4,500/mth | 1/2 | \$5.6 | 799 | Apr 2022 | N/A |
| 3308 | \$7,200/mth | 2/3 | \$4.8 | 1500 | Sep 2021 | N/A |

Currently Listed

ACTIVE LISTINGS 2/4

| Unit | Price | Beds/Baths | \$/Sqft | Sqft | Listing Date | Owner |
|------|-------------|------------|---------|------|--------------|-----------------|
| 3314 | \$549,000 | 1/2 | \$687.1 | 799 | Feb 2022 | JOAO LUIZ C... |
| 3410 | \$4,850/mth | 1/2 | \$5.9 | 825 | Nov 2021 | TONY SAMBA... |
| 3410 | \$5,000/mth | 1/2 | \$6.1 | 825 | Feb 2022 | TONY SAMBA... |
| 3411 | \$4,250/mth | 1/2 | \$5.2 | 822 | Apr 2022 | N/A |
| 3502 | \$1,250,000 | 2/3 | \$812.2 | 1539 | Feb 2022 | CARLOS A CA... |
| 3508 | \$9,000/mth | 2/3 | \$6.0 | 1500 | Feb 2022 | N/A |
| 3509 | \$480,000 | 1/2 | \$600.8 | 799 | Feb 2022 | YINESKA M H... |
| 3601 | \$1,240,000 | 2/3 | \$805.7 | 1539 | Apr 2022 | RAVI BAJAI T... |
| 3701 | \$990,000 | 2/3 | \$643.3 | 1539 | Feb 2022 | N/A |
| 3705 | \$650,000 | 1/2 | \$684.2 | 950 | Feb 2022 | |
| 3710 | \$3,900/mth | 1/2 | \$4.9 | 799 | Apr 2022 | CIRO DELLA V... |
| 3711 | \$3,500/mth | 1/2 | \$4.3 | 822 | Feb 2022 | N/A |
| 3804 | \$930,000 | 2/3 | \$741.0 | 1255 | Feb 2022 | CHARLES NZ... |
| 3906 | \$750,000 | 1/2 | \$789.5 | 950 | Feb 2022 | N/A |
| 4006 | \$4,300/mth | 1/2 | \$4.5 | 950 | Oct 2021 | FERNAND WI... |
| 4111 | \$4,000/mth | 1/2 | \$4.9 | 822 | Apr 2022 | JORGE OBIETA |
| 4207 | \$8,000/mth | 2/3 | \$5.3 | 1500 | Feb 2022 | ABDEL AHMED |
| 4305 | \$650,000 | 1/2 | \$684.2 | 950 | Dec 2021 | |
| 4307 | \$1,225,000 | 2/3 | \$816.7 | 1500 | Apr 2022 | MARCY J BLIC... |
| 4307 | \$8,000/mth | 2/3 | \$5.3 | 1500 | Apr 2022 | MARCY J BLIC... |

Currently Listed

ACTIVE LISTINGS 3/4

| Unit | Price | Beds/Baths | \$/Sqft | Sqft | Listing Date | Owner |
|----------|--------------|------------|-----------|------|--------------|-----------------|
| 4307 | \$7,500/mth | 2/3 | \$5.0 | 1500 | Apr 2022 | MARCY J BLIC... |
| 4402 | \$1,150,000 | 2/3 | \$747.2 | 1539 | Dec 2021 | N/A |
| 4405 | \$4,800/mth | 1/2 | \$5.1 | 950 | Feb 2022 | DAVID BROWN |
| 4412 | \$4,000/mth | 1/2 | \$4.9 | 822 | Feb 2022 | N/A |
| 4509 | \$800,000 | 2/3 | \$646.7 | 1237 | Oct 2021 | IMPELLA SER... |
| 4509 | \$787,000 | 2/3 | \$636.2 | 1237 | Feb 2022 | IMPELLA SER... |
| 4512 | \$865,000 | 2/3 | \$699.3 | 1237 | Sep 2021 | N/A |
| 4512 | \$900,000 | 2/3 | \$727.6 | 1237 | Apr 2022 | N/A |
| 4607 | \$1,250,000 | 2/3 | \$833.3 | 1500 | Dec 2021 | N/A |
| 4702/... | \$5,995,000 | 5/7 | \$1,113.1 | 5386 | Oct 2021 | PAOLA ANGU... |
| 4704 | \$1,150,000 | 2/3 | \$770.8 | 1492 | Apr 2022 | |
| 4707 | \$1,350,000 | 2/3 | \$900.0 | 1500 | Oct 2021 | ADRIANA CAL... |
| 4707 | \$1,350,000 | 2/3 | \$900.0 | 1500 | Dec 2021 | ADRIANA CAL... |
| 4801/... | \$3,250,000 | 4/6 | N/A | N/A | Dec 2021 | |
| 4801 | \$12,000/mth | 2/3 | \$4.9 | 2457 | Feb 2022 | |
| 4802 | \$2,575,900 | 3/4 | \$1,048.4 | 2457 | Feb 2022 | BO WALLBLO... |
| 4811 | \$8,000/mth | 2/3 | \$6.5 | 1237 | Feb 2022 | |
| 4909 | \$4,900/mth | 2/3 | \$4.0 | 1237 | Sep 2021 | MYRIAM ORT... |
| 4912 | \$850,000 | 2/3 | \$687.1 | 1237 | Apr 2022 | FERNANDO A... |
| 5009 | \$995,000 | 2/3 | \$804.4 | 1237 | Apr 2022 | ALFREDO GO... |

Currently Listed

ACTIVE LISTINGS 4/4

| Unit | Price | Beds/Baths | \$/Sqft | Sqft | Listing Date | Owner |
|------|--------------|------------|-----------|------|--------------|----------------|
| 5104 | \$1,100,000 | 2/3 | \$737.3 | 1492 | Sep 2021 | ERIC SCHIGIEL |
| 5201 | \$15,000/mth | 3/4 | \$6.1 | 2457 | Apr 2022 | N/A |
| 5202 | \$2,600,000 | 3/4 | \$1,058.2 | 2457 | Oct 2021 | ALFREDO ALV... |
| 5301 | \$15,500/mth | 3/5 | \$4.6 | 3362 | Sep 2021 | ERIC GOZLAN... |
| 5303 | \$24,850/mth | 3/5 | \$8.1 | 3055 | Apr 2022 | NEOCONSUL... |
| 5401 | \$5,300,000 | 3/5 | \$1,229.7 | 4310 | Feb 2022 | DOUGLAS L B... |