



Epic Condos

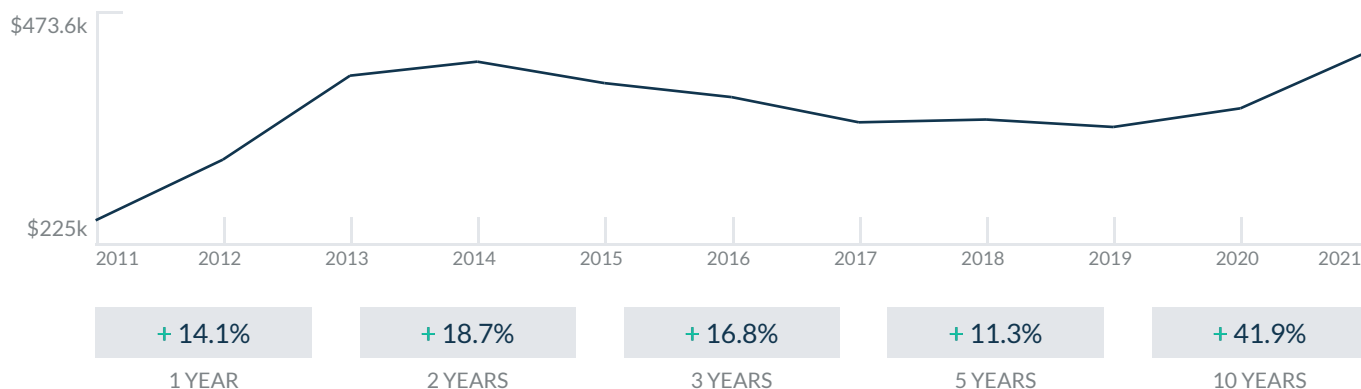
200 Biscayne BLVD
Miami, FL 33131

Every month we compile this comprehensive market report focus on Epic Condos in this convenient and easy to read format. Our datas comes from more than six different sources including MLS Associations, County Offices and Financial Institutions. Get this report for free every month on our website epicmiamicondosforsale.com.

Property Stats

POSTAL CODE 33131

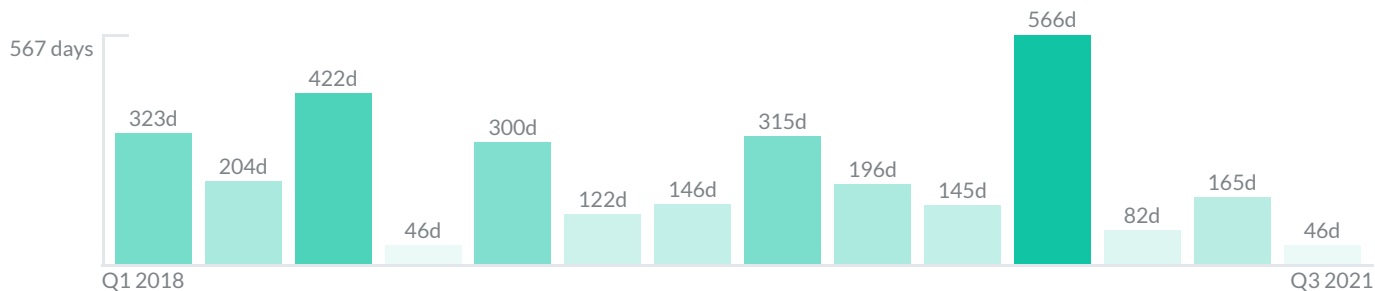
The property stats graph represents the median price evolution since ten years in your postal code area.



Similar Properties

DAYS ON THE MARKET

Everyday 3 months we monitor how many days it takes for similar properties to be sold. This is also a good indicator to know when to buy or sale!



Mortgage Rates

PER YEAR

Understanding mortgage economics is important when you want to buy with a loan. Below is the historical yearly average mortgage rates in the Unites States retrieved from Freddie Mac©

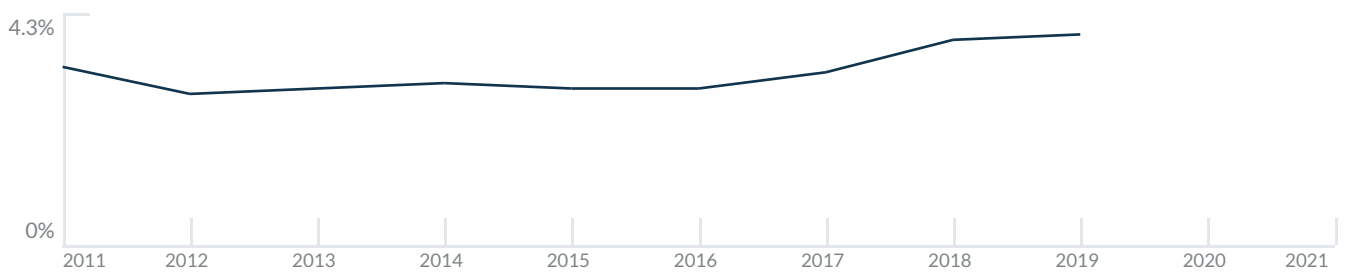
30 YEARS FIXED 4.4%



15 YEARS FIXED 3.9%



5/1-YEAR ADJUSTABLE 3.9%



Schools

CLOSEST

Having good schools nearby is important if you have kids or plan to rent or sell your home. Ratings are retrieved from the leading independent and nonprofit GreatSchools©

ELEMENTARY SCHOOL	MIDDLE SCHOOL	HIGH SCHOOL
Alpha Charter Of Aspire Engenio Maria De Hostos Youth Leadership Charter School	World School Of The Arts	
1/10	1/10	10/10

Insights

IN EPIC CONDOS

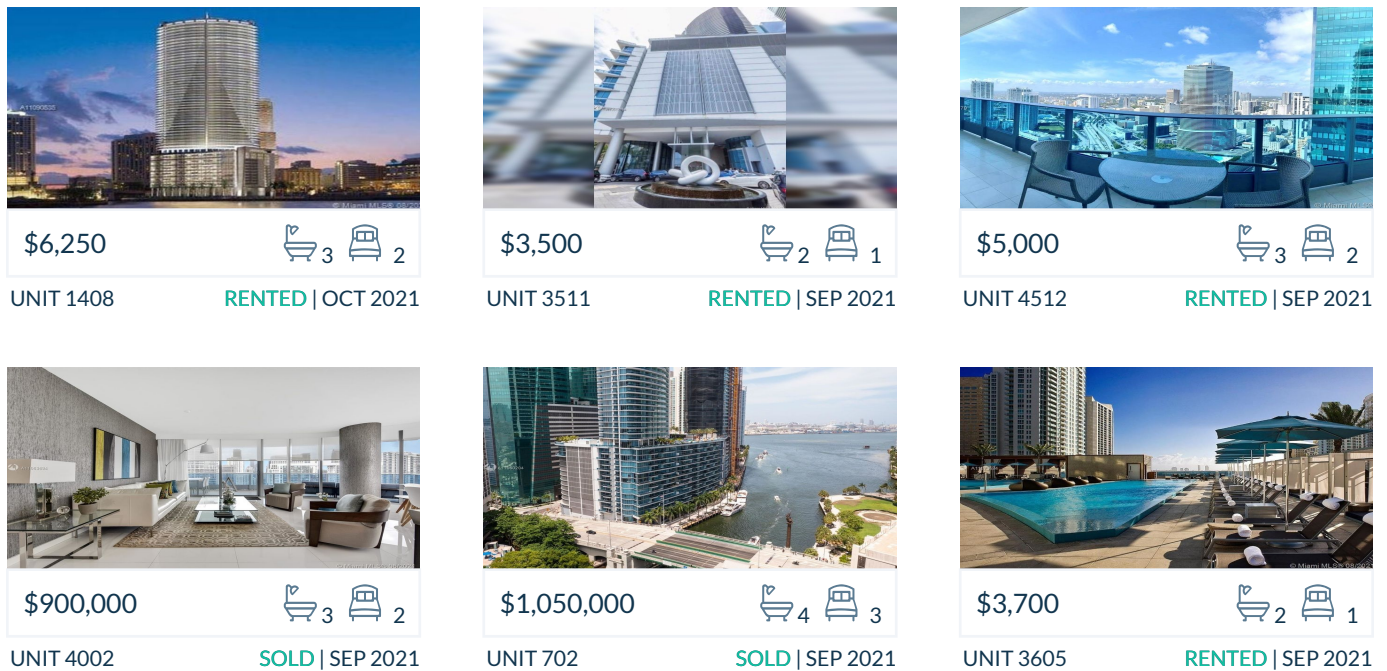
Below the average listing prices of available unit per property type.



Activity

SOLD OR RENTED

Below the latest transactions reported by the local MLS Association for Epic Condos



Sold

LAST 20 PROPERTIES SOLD IN EPIC CONDOS

Unit	Price	Beds/Baths	\$/Sqft	Sqft	Buying Date	Days on Market
4002	\$900,000	2/3	\$584.8	1,539	Sep 2021	14
702	\$1,050,000	3/4	\$619.8	1,694	Sep 2021	28
905	\$1,099,000	2/3	\$696.0	1,579	Sep 2021	63
3614	\$375,000	1/2	N/A	N/A	Aug 2021	25
3401	\$847,000	2/3	\$550.4	1,539	Aug 2021	71
4604	\$1,049,000	2/3	\$703.1	1,492	Jul 2021	77
3609	\$440,000	1/2	\$550.7	799	Jun 2021	28
3212	\$399,000	1/2	\$485.4	822	Jun 2021	40
3812	\$399,000	1/2	\$485.4	822	Jun 2021	76
505	\$860,000	2/3	\$544.6	1,579	Jun 2021	286
5001	\$1,500,000	3/4	\$610.5	2,457	Jun 2021	60
3307	\$860,000	2/3	\$573.3	1,500	Jun 2021	31
3610	\$450,000	1/2	\$563.2	799	May 2021	282
1108	\$800,000	2/3	\$550.6	1,453	May 2021	368
3101	\$740,000	2/3	\$480.8	1,539	May 2021	480
4902	\$2,150,000	3/4	\$875.1	2,457	May 2021	1
3204	\$699,000	2/3	\$557.0	1,255	Mar 2021	147
4001	\$725,000	2/3	\$471.1	1,539	Mar 2021	17
4908	\$975,000	2/3	\$650.0	1,500	Dec 2020	711
4508	\$860,000	2/3	\$573.3	1,500	Nov 2020	695

Rented

LAST 20 PROPERTIES RENTED IN EPIC CONDOS

Unit	Price	Beds/Baths	\$/Sqft	Sqft	Rented Date	Days on Market
1408	\$6,250	2/3	\$4.3	1,453	Sep 2021	16
3511	\$3,500	1/2	\$4.3	822	Sep 2021	3
4512	\$5,000	2/3	\$4.0	1,237	Sep 2021	19
3605	\$3,700	1/2	\$3.9	950	Sep 2021	6
3614	\$3,900	1/2	\$4.9	799	Sep 2021	5
3312	\$3,600	1/2	\$4.4	822	Sep 2021	634
4214	\$3,400	1/2	\$4.3	799	Aug 2021	46
3209	\$5,500	1/2	\$6.9	799	Aug 2021	31
3113	\$3,200	1/2	\$4.0	799	Aug 2021	10
5201	\$11,000	3/4	\$4.5	2,457	Aug 2021	21
3107	\$5,500	2/3	\$3.7	1,500	Aug 2021	2
3613	\$3,400	1/2	\$4.3	799	Jul 2021	14
4812	\$4,500	2/3	\$3.6	1,237	Jul 2021	29
4309	\$3,500	1/2	\$4.4	799	Jul 2021	5
4707	\$8,000	2/3	\$5.3	1,500	Jun 2021	44
1408	\$6,000	2/3	\$4.1	1,453	May 2021	30
3209	\$3,200	1/2	\$4.0	799	May 2021	44
4303	\$4,500	2/3	\$3.6	1,255	May 2021	4
1101	\$2,800	1/2	\$3.0	938	May 2021	8
5301	\$13,500	3/5	\$4.0	3,362	May 2021	46

Currently Listed

ACTIVE LISTINGS 1/2

Unit	Price	Beds/Baths	\$/Sqft	Sqft	Listing Date	Owner
303	\$8,000/mth	2/3	\$5.6	1430	Oct 2021	N/A
501	\$600,000	1/2	\$639.7	938	Oct 2021	MOSHE ZUCH...
502	\$8,800/mth	2/3	\$5.2	1694	Oct 2021	SAI 27 COMP...
707	\$875,000	2/3	\$555.9	1574	Sep 2021	IMPELLA SER...
1408	\$950,000	2/3	\$653.8	1453	Sep 2021	MARCO AVEL...
3208	\$1,450,000	2/3	\$966.7	1500	Sep 2021	SILVIO ROBE...
3303	\$849,900	2/3	\$677.2	1255	Sep 2021	N/A
3308	\$7,200/mth	2/3	\$4.8	1500	Sep 2021	N/A
3405	\$600,000	1/2	\$631.6	950	Sep 2021	RYAN SHEAR
3508	\$9,000/mth	2/3	\$6.0	1500	Sep 2021	N/A
3704	\$930,000	2/3	\$741.0	1255	Oct 2021	KSENIA SIVO...
3710	\$430,000	1/2	\$538.2	799	Sep 2021	CIRO DELLA V...
3912	\$4,900/mth	1/2	\$6.0	822	Oct 2021	LILY JING NIU...
4006	\$4,300/mth	1/2	\$4.5	950	Oct 2021	FERNAND WI...
4509	\$800,000	2/3	\$646.7	1237	Oct 2021	IMPELLA SER...
4512	\$865,000	2/3	\$699.3	1237	Sep 2021	N/A
4702/...	\$5,995,000	5/7	\$1,113.1	5386	Oct 2021	PAOLA ANGU...
4707	\$1,350,000	2/3	\$900.0	1500	Oct 2021	ADRIANA CAL...
4909	\$4,900/mth	2/3	\$4.0	1237	Sep 2021	MYRIAM ORT...
5001	\$2,050,000	3/4	\$834.4	2457	Sep 2021	N/A

Currently Listed

ACTIVE LISTINGS 2/2

Unit	Price	Beds/Baths	\$/Sqft	Sqft	Listing Date	Owner
5104	\$1,100,000	2/3	\$737.3	1492	Sep 2021	ERIC SCHIGIEL
5202	\$2,600,000	3/4	\$1,058.2	2457	Oct 2021	ALFREDO ALV...
5301	\$15,500/mth	3/5	\$4.6	3362	Sep 2021	ERIC GOZLAN...
5301	\$2,950,000	3/5	\$877.5	3362	Oct 2021	ERIC GOZLAN...