



Epic Condos

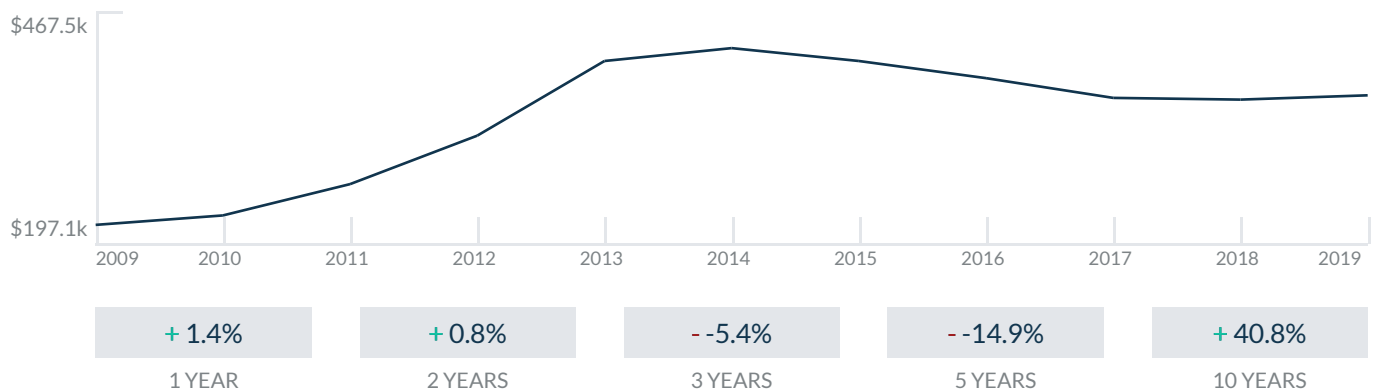
200 Biscayne BLVD
Miami, FL 33131

Every month we compile this comprehensive market report focus on Epic Condos in this convenient and easy to read format. Our datas comes from more than six different sources including MLS Associations, County Offices and Financial Institutions. Get this report for free every month on our website epicmiamicondosforsale.com.

Property Stats

POSTAL CODE 33131

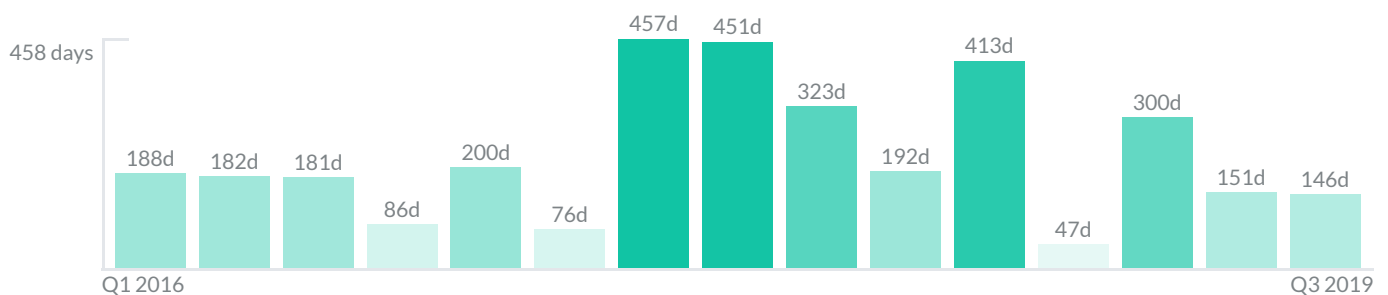
The property stats graph represents the median price evolution since ten years in your postal code area.



Similar Properties

DAYS ON THE MARKET

Everyday 3 months we monitor how many days it takes for similar properties to be sold. This is also a good indicator to know when to buy or sale!

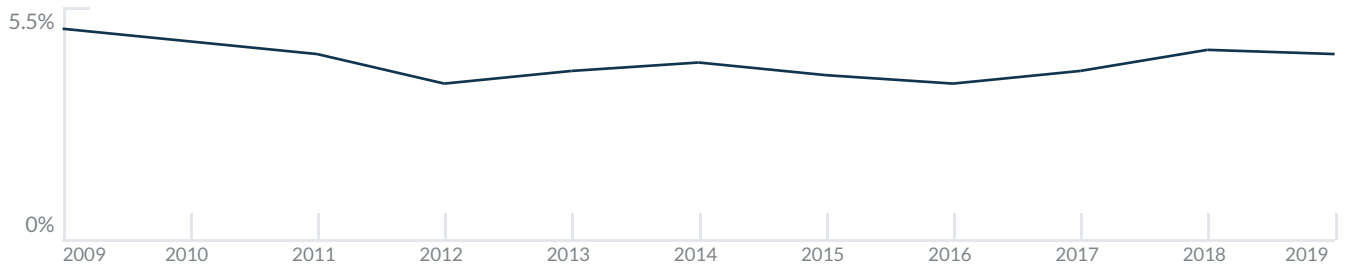


Mortgage Rates

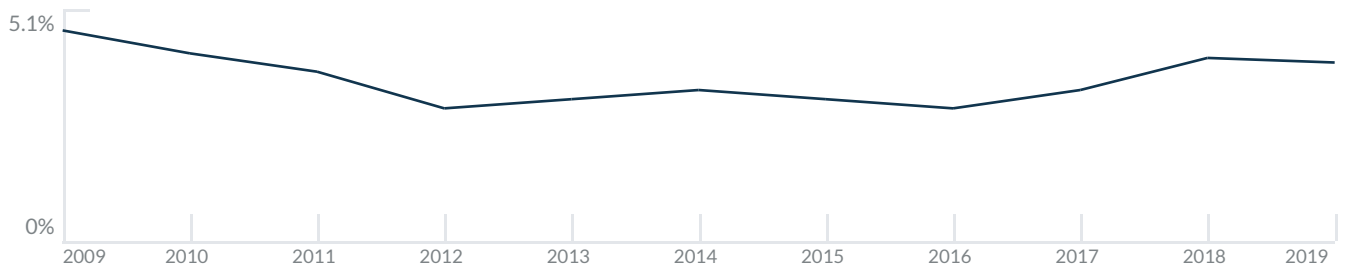
PER YEAR

Understanding mortgage economics is important when you want to buy with a loan. Below is the historical yearly average mortgage rates in the Unites States retrieved from Freddie Mac©

30 YEARS FIXED 4.4%



15 YEARS FIXED 3.9%



5/1-YEAR ADJUSTABLE 3.9%



Schools

CLOSEST

Having good schools nearby is important if you have kids or plan to rent or sell your home. Ratings are retrieved from the leading independent and nonprofit GreatSchools©

<p>ELEMENTARY SCHOOL</p> <p>Alpha Charter Of Aspire For</p> <p>1/10</p>	<p>MIDDLE SCHOOL</p> <p>Genio Maria De Hostos Youth Leadership Charter School</p> <p>1/10</p>	<p>HIGH SCHOOL</p> <p>World School Of The Arts</p> <p>10/10</p>
--	--	--

Insights

IN EPIC CONDOS

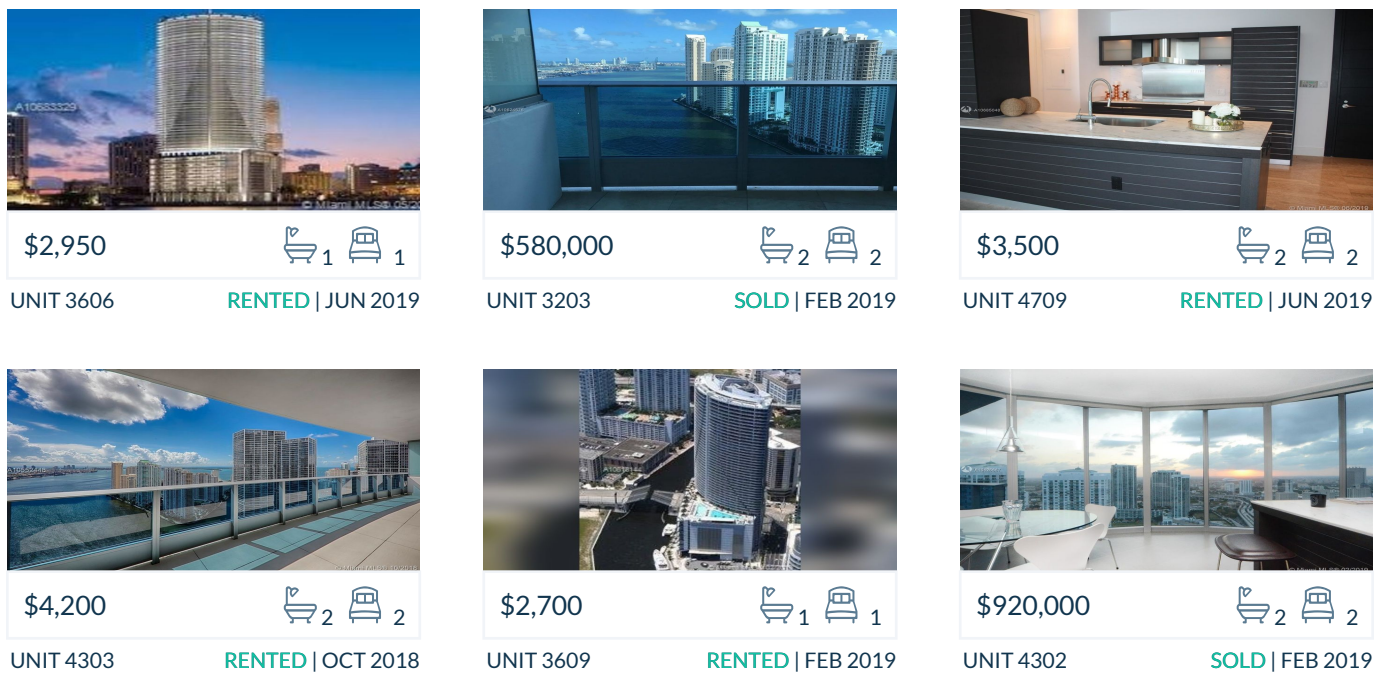
Below the average listing prices of available unit per property type.



Activity

SOLD OR RENTED

Below the latest transactions reported by the local MLS Association for Epic Condos



Sold

LAST 20 PROPERTIES SOLD IN EPIC CONDOS

Unit	Price	Beds/Baths	\$/Sqft	Sqft	Buying Date	Days on Market
3203	\$580,000	2/2	\$462.2	1,255	Aug 2019	161
4302	\$920,000	2/2	\$597.8	1,539	Jul 2019	101
3312	\$365,000	1/1	\$444.0	822	Jul 2019	175
5101	\$1,850,000	3/3	\$753.0	2,457	May 2019	89
3801	\$690,000	2/2	\$448.3	1,539	May 2019	213
1109	\$1,190,000	3/3	\$799.2	1,489	Mar 2019	112
5302	\$1,999,000	4/4	\$594.6	3,362	Feb 2019	365
3114	\$529,000	1/1	\$662.1	799	Feb 2019	424
508	\$725,000	2/2	\$499.0	1,453	Dec 2018	30
3603	\$649,000	2/2	\$473.0	1,372	Dec 2018	63
5008	\$1,100,000	2/2	\$733.3	1,500	Sep 2018	710
303	\$715,000	2/2	\$500.0	1,430	Aug 2018	42
302	\$730,000	3/3	\$430.9	1,694	Aug 2018	42
4214	\$380,000	1/1	\$475.6	799	Jul 2018	858
3908	\$730,000	2/2	\$486.7	1,500	Jun 2018	243
505	\$760,000	3/2	\$481.3	1,579	Jun 2018	121
4911	\$679,900	2/2	\$426.0	1,596	Jun 2018	172
4003	\$733,900	2/2	\$584.8	1,255	Jun 2018	67
4608	\$750,000	2/2	N/A	N/A	Jun 2018	145
4507	\$950,000	2/2	\$594.5	1,598	May 2018	239

Rented

LAST 20 PROPERTIES RENTED IN EPIC CONDOS

Unit	Price	Beds/Baths	\$/Sqft	Sqft	Rented Date	Days on Market
3606	\$2,950	1/1	\$3.1	950	Aug 2019	75
4709	\$3,500	2/2	\$2.8	1,237	Aug 2019	44
4303	\$4,200	2/2	\$3.3	1,255	Aug 2019	295
3609	\$2,700	1/1	\$3.4	799	Jul 2019	155
5002	\$11,500	3/3	\$4.6	2,502	Jul 2019	215
3409	\$2,500	1/1	\$3.1	799	Jul 2019	23
507	\$5,500	2/2	\$3.5	1,574	Jul 2019	139
4203	\$3,800	2/2	\$3.0	1,255	Jul 2019	160
1407	\$5,700	2/2	\$3.6	1,574	Jul 2019	1
4113	\$2,600	1/1	\$3.3	799	Jun 2019	48
4701	\$7,950	3/3	\$3.2	2,457	Jun 2019	5
1103	\$5,600	2/2	\$3.6	1,563	Jun 2019	30
4313	\$2,400	1/1	\$3.0	799	Jun 2019	113
5001	\$7,000	3/3	\$2.8	2,457	Jun 2019	45
3604	\$3,650	2/2	\$2.9	1,255	May 2019	126
3405	\$3,150	1/1	\$3.3	950	May 2019	49
4201	\$5,000	2/2	\$3.2	1,539	May 2019	71
906	\$4,350	2/2	\$2.7	1,607	Apr 2019	156
502	\$6,200	3/3	\$3.7	1,694	Apr 2019	48
3514	\$2,700	1/1	\$3.1	867	Apr 2019	217

Currently Listed

ACTIVE LISTINGS 1/4

Unit	Price	Beds/Baths	\$/Sqft	Sqft	Listing Date	Owner
N/A	\$999,000	2/2	\$666.0	1500	Nov 2018	N/A
N/A	\$5,200/mth	2/2	\$3.3	1598	Mar 2019	N/A
302	\$4,750/mth	3/3	\$2.8	1694	May 2019	N/A
502	\$927,000	3/3	\$547.2	1694	Jun 2019	N/A
502	\$6,400/mth	3/3	\$3.8	1694	Jul 2019	N/A
503	\$650,000	2/2	N/A	N/A	Jun 2019	N/A
503	\$3,900/mth	2/2	\$2.7	1430	Jul 2019	N/A
902	\$5,500/mth	3/3	\$3.2	1694	Feb 2019	N/A
902	\$980,000	3/3	\$578.5	1694	Aug 2019	N/A
904	\$999,000	2/2	\$668.7	1494	Feb 2019	N/A
1103	\$760,000	2/2	\$486.2	1563	Apr 2019	N/A
1103	\$5,400/mth	2/2	\$3.5	1563	Aug 2019	N/A
1407	\$1,325,000	2/2	\$841.8	1574	Aug 2019	N/A
1408	\$1,150,000	2/2	\$791.5	1453	May 2018	MARCO AVEL...
1408	\$5,700/mth	2/2	\$3.9	1453	Apr 2019	N/A
3103	\$680,000	2/2	\$541.8	1255	May 2019	N/A
3105	\$620,000	1/1	\$652.6	950	Feb 2016	N/A
3114	\$490,000	1/1	\$613.3	799	Jul 2019	N/A
3204	\$640,000	2/2	\$510.0	1255	Feb 2019	N/A
3204	\$3,800/mth	2/2	\$3.0	1255	Feb 2019	N/A

Currently Listed

ACTIVE LISTINGS 2/4

Unit	Price	Beds/Baths	\$/Sqft	Sqft	Listing Date	Owner
3207	\$959,000	2/2	\$639.3	1500	Aug 2018	HOLADAY HO...
3209	\$2,800/mth	1/1	\$3.5	799	Feb 2019	N/A
3307	\$4,500/mth	2/2	\$3.0	1500	Jul 2019	N/A
3311	\$399,000	1/1	\$485.4	822	Apr 2017	ALBERTO MA...
3314	\$549,000	1/1	\$687.1	799	Sep 2018	N/A
3408	\$1,350,000	2/2	\$900.0	1500	Apr 2019	N/A
3410	\$2,850/mth	1/1	\$3.5	825	Mar 2016	TONY SAMBA...
3512	\$415,000	1/1	\$504.9	822	Jan 2019	N/A
3514	\$429,000	1/1	\$494.8	867	Jul 2019	N/A
3602	\$1,049,000	2/2	\$681.6	1539	May 2019	N/A
3608	\$1,295,000	2/2	\$863.3	1500	Jul 2019	N/A
3608	\$6,300/mth	2/2	\$4.2	1500	Jul 2019	N/A
3701	\$990,000	2/2	\$643.3	1539	Aug 2019	N/A
3809	\$470,000	1/1	\$588.2	799	Mar 2019	N/A
3902	\$4,750/mth	2/2	\$3.1	1539	Apr 2019	N/A
3903	\$4,450/mth	2/2	N/A	N/A	Jan 2019	N/A
3908	\$5,000/mth	2/2	\$3.3	1500	Jun 2019	N/A
3908	\$885,000	2/2	\$590.0	1500	Jul 2019	N/A
3914	\$2,895/mth	1/1	\$3.6	799	Jun 2019	N/A
4004	\$4,300/mth	2/2	\$3.4	1255	Aug 2019	N/A

Currently Listed

ACTIVE LISTINGS 3/4

Unit	Price	Beds/Baths	\$/Sqft	Sqft	Listing Date	Owner
4006	\$2,900/mth	1/1	\$3.1	950	Aug 2019	N/A
4007	\$1,090,000	2/2	\$726.7	1500	Nov 2018	N/A
4102	\$920,000	2/2	\$597.8	1539	Aug 2019	N/A
4105	\$495,000	1/1	\$521.1	950	Apr 2016	N/A
4108	\$4,100/mth	2/2	\$2.7	1500	Jun 2019	N/A
4111	\$385,000	1/1	\$468.4	822	May 2019	N/A
4204	\$4,800/mth	2/2	\$3.8	1255	Jan 2019	N/A
4205	\$599,000	1/1	\$630.5	950	May 2019	N/A
4206	\$529,000	1/1	\$556.8	950	Jun 2018	N/A
4304	\$4,750/mth	2/2	\$3.8	1255	Apr 2019	N/A
4305	\$499,000	1/1	\$525.3	950	Apr 2019	N/A
4307	\$5,500/mth	2/2	\$3.7	1500	Mar 2019	N/A
4310	\$4,000/mth	1/1	\$5.0	799	Apr 2019	N/A
4311	\$3,200/mth	1/1	\$3.9	822	Jul 2019	N/A
4314	\$3,100/mth	1/1	\$3.9	799	Jun 2019	N/A
4501	\$3,000,000	3/3	\$1,221.0	2457	Oct 2016	N/A
4508	\$999,000	2/2	\$666.0	1500	Nov 2018	N/A
4511	\$780,000	3/2	\$630.6	1237	Mar 2019	N/A
4607	\$6,000/mth	2/2	\$3.8	1598	Aug 2018	N/A
4607	\$999,000	2/2	\$666.0	1500	Jun 2019	N/A

Currently Listed

ACTIVE LISTINGS 4/4

Unit	Price	Beds/Baths	\$/Sqft	Sqft	Listing Date	Owner
4608	\$5,000/mth	2/2	\$3.3	1500	Dec 2018	N/A
4707	\$7,000/mth	2/2	\$4.7	1500	Aug 2018	ADRIANA CAL...
4708	\$1,400,000	2/2	\$933.3	1500	Jan 2018	RALITZA BAL...
4711	\$5,500/mth	2/2	\$4.4	1237	Aug 2019	N/A
4801/...	\$3,700,000	4/4	\$966.6	3828	May 2019	N/A
4801/...	\$16,500/mth	4/4	\$3.5	4695	May 2019	N/A
4909	\$800,000	2/2	\$646.7	1237	Feb 2016	N/A
4910	\$4,500/mth	2/2	\$3.6	1237	Jul 2019	N/A
4912	\$4,900/mth	2/2	\$4.0	1237	Aug 2019	N/A
5002	\$1,999,999	3/3	\$799.4	2502	Jun 2017	EPIC 5002 LLC...
5011	\$649,000	2/2	\$524.7	1237	Jan 2016	N/A
5104	\$1,395,000	2/2	\$873.0	1598	Jun 2019	N/A
5108	\$998,000	2/2	\$665.3	1500	Aug 2019	N/A
5111	\$800,000	2/2	\$646.7	1237	Feb 2016	N/A
5203/...	\$3,790,000	3/3	\$1,184.4	3200	Feb 2019	N/A
5211	\$825,000	2/2	\$666.9	1237	Feb 2019	N/A